

City of Neenah Comprehensive Plan Update (2040)

Neenah High School Survey Results (11/17/16 to 11/18/16)

In conjunction with the Neenah Historical Society, the City conducted a group asset/issue mapping exercise and a survey to nearly 250 participating Neenah High School Students. The mapping exercise was a group project which asked the students to identify areas on the map they liked about Neenah (assets) and the areas they didn't like (issues). This exercise was similar to the Visioning Workshops held in April 2016 and the on-line interactive mapping exercise over the summer. There were a total of 18 groups with each group comprising of about 15 students.

In addition to the group mapping exercise, students were given a brief survey. The survey helped understand the mode of transportation they use to get to school and how long it takes them to get to school, further analysis of the things they like about Neenah and the things they would like to see changed, and collected information about where they feel they will be in 2 and 10 years. Due to limited time constraints, participants were given a short amount of time to finish the group mapping exercise and individual surveys. However, the students made the most of their time and provided excellent feedback to assist the City in updating its Comprehensive Plan.



Individual Survey Results

How do you get to school and how much time does it take you to get there?

Car (0-5 minutes)	26 (2.4%)
Car (5-10 minutes)	84 (40.2%)
Car (over 10 minutes)	69 (33.0%)
Bike (0-10 minutes)	4 (1.9%)
Walk (0-10 minutes)	10 (4.8%)
Walk (over 10 minutes)	5 (2.4%)
Bus	4 (1.9%)
Other	7 (3.3%)

Students my age have a variety of things or activities to do in Neenah?

True	136 (65.4%)
False	72 (34.6%)

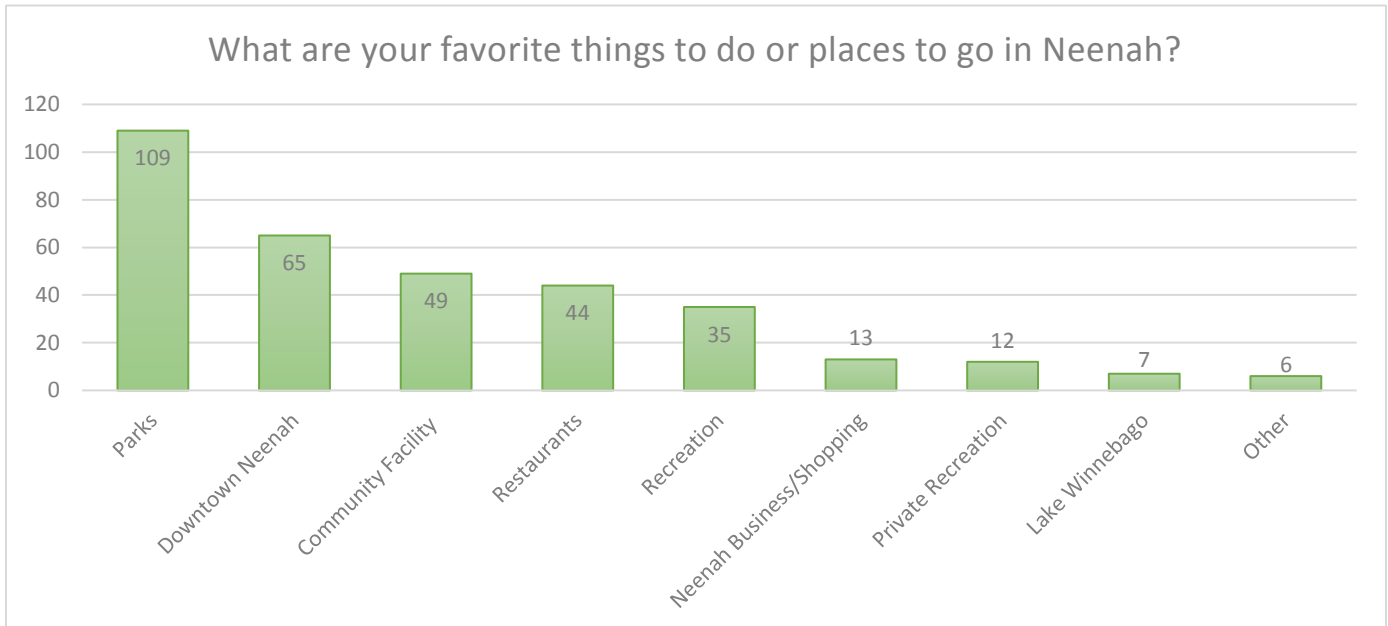
In 2 years, I will be...

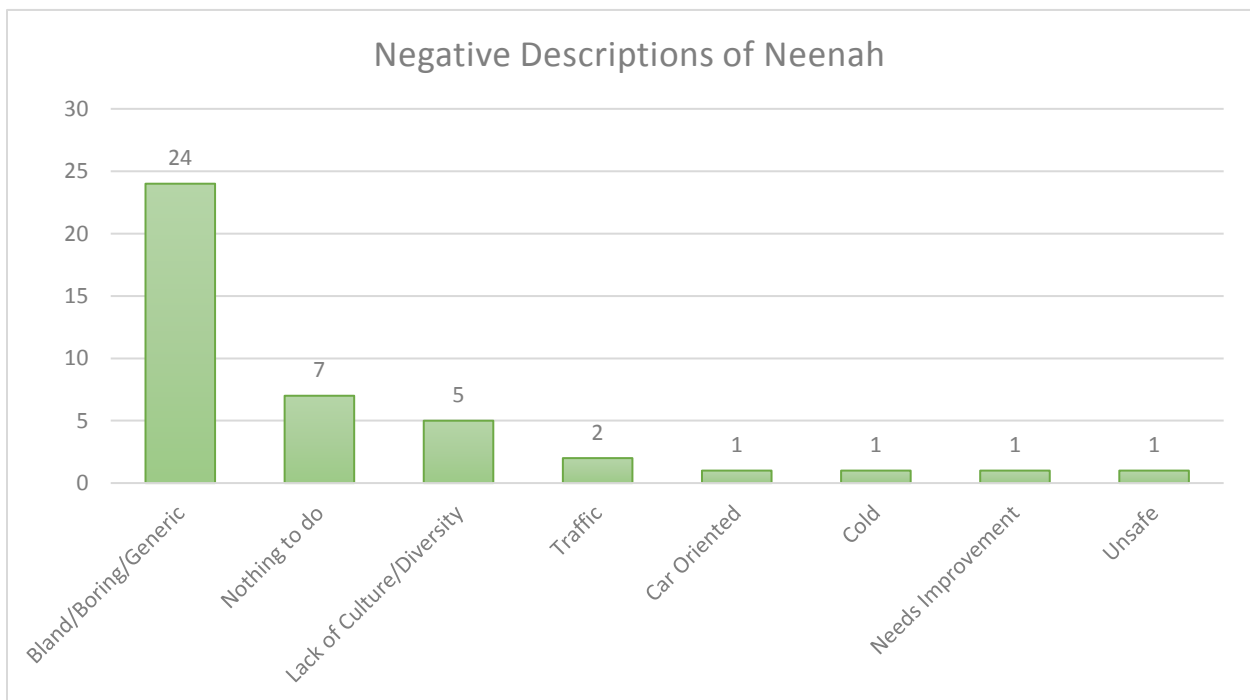
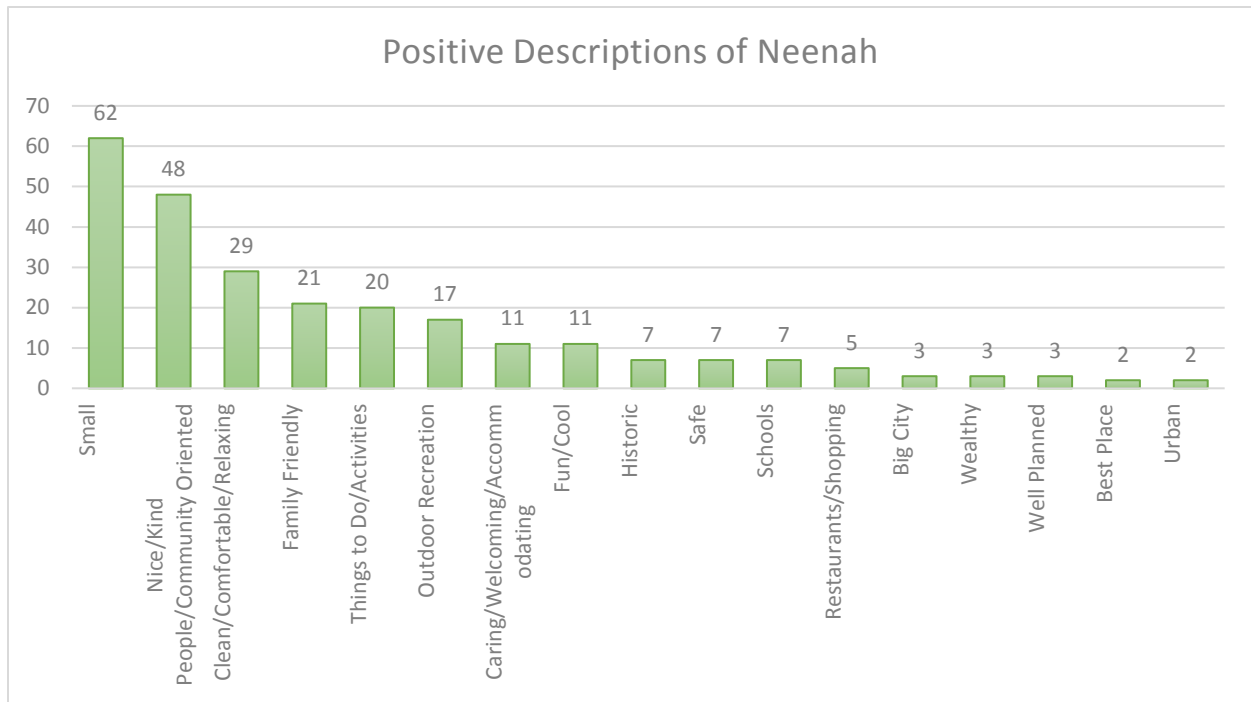
away at college.	158 (75.6%)
living and/or working in Neenah.	41 (19.6%)
living and/or working outside of Neenah	9 (4.3%)

In 10 years, I would like to be...

Not Sure.	16 (7.7%)
living and/or working in Neenah.	38 (18.4%)
living and/or working outside of Neenah.	153 (73.9%)

Individual Survey Results





Group Mapping Exercise Results

